

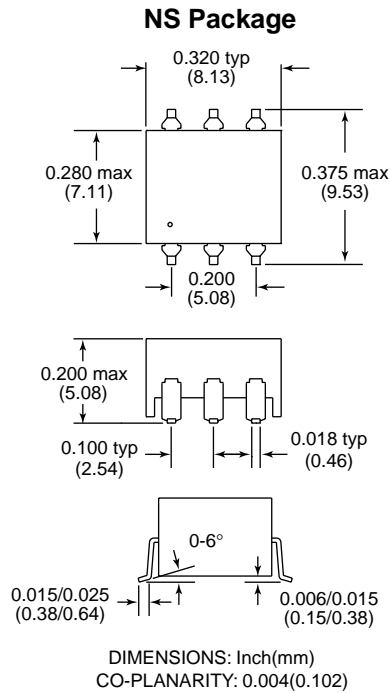
# HALO SMD Single T-1/E-1 Line Interface Modules

ELECTRONICS, INC.

Halo Electronics has developed this standard series of 6 pin SMD Line Interface Modules to meet the isolation and impedance matching requirements for T1, E1, CEPT, and PRI ISDN applications. UL1950, IEC950, and EN60950 recognized. To select the correct Line Interface device, please contact your local [HALO Representative](#).



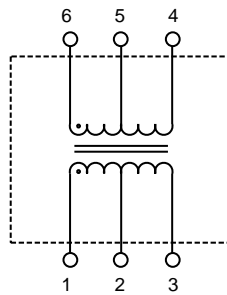
SMD Single T-1/E-1  
Line Interface Modules



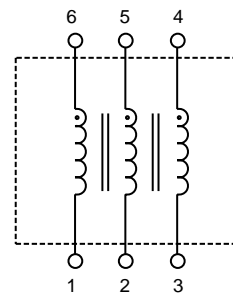
**Patented Construction**

- US Pat Nbrs: 5,656,985  
6,297,721 B1  
6,297,720 B1  
6,320,489 B1  
6,344,785 B1

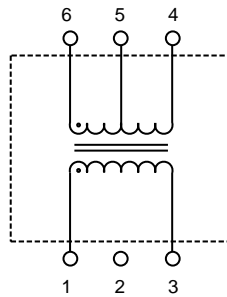
**Schematic A**



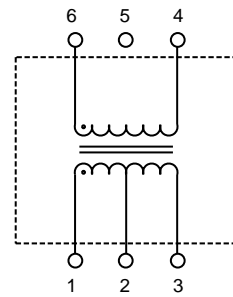
**Schematic B**



**Schematic C**



**Schematic D**



**Electrical Specifications @ 25°C**

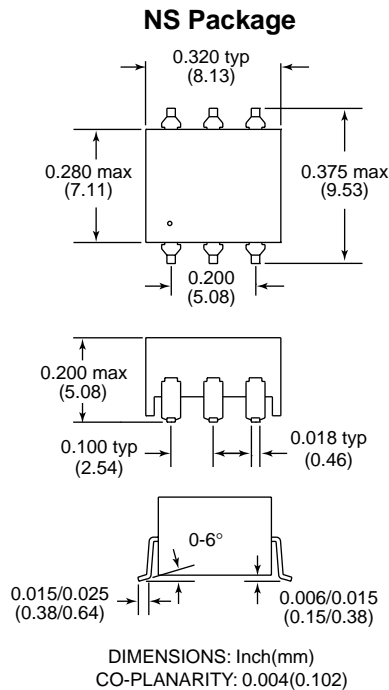
- Isolation Voltage: 1,500 Vrms (Except TG10-NS)  
Leakage Inductance: 0.4μH Max.  
Operating Temp: 0 to +70° C



RoHS compliant versions are available.  
Specify RoHS compliant product by adding the suffix "RL".

Part Number	Schematic	Turns Ratio PRI : SEC	PRI OCL (mH typ)	Cw/w (pF max)	DCR PRI (Ω max)	Primary Pins
TG02-1205NS	D	1CT:1	1.2	30	0.70	1-3
TG04-1205NS	A	1CT:1CT	1.2	30	0.70	1-3
TG08-1205NS	A	1CT:2CT	1.2	30	0.70	1-3
TG10-1205NS	B	1:1:1	1.2	30	0.70	3-4
TG15-1205NS	D	1:2CT	1.2	30	0.70	4-6
TG37-1205NS	C	1:1.14CT	1.2	30	0.70	1-3
TG38-1205NS	D	1:1.15CT	1.2	30	0.70	4-6
TG42-1205NS	A	1CT:1.41CT	1.2	30	0.70	1-3
TG70-1205NS	C	1:1.36CT	1.2	30	0.70	1-3
TG71-1205NS	C	1:2.3CT	1.2	30	0.70	1-3

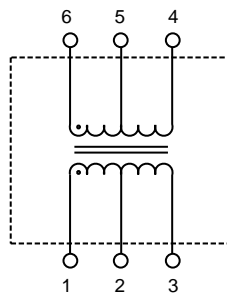
HALO Electronics has developed this standard series of extended temperature range, 6 pin SMD Line Interface Modules to meet the isolation and impedance matching requirements for T1, E1, CEPT and PRI ISDN applications. UL1950, IEC950 and EN60950 recognized. To select the correct Line Interface device, please contact your local [HALO Representative](#).



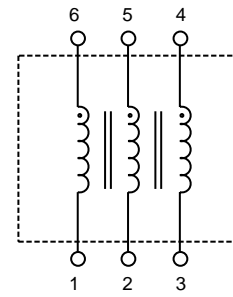
**Patented Construction**

US Pat Nbrs: 5,656,985  
6,297,721 B1  
6,297,720 B1  
6,320,489 B1  
6,344,785 B1

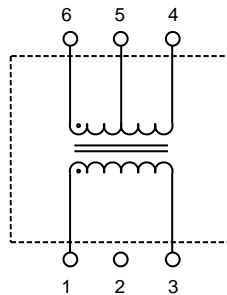
**Schematic A**



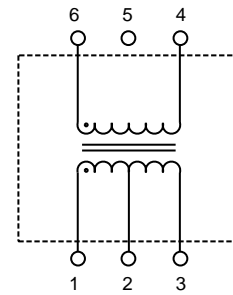
**Schematic B**



**Schematic C**



**Schematic D**



**Electrical Specifications @ 25°C**

Isolation Voltage: 1,500 Vrms  
Leakage Inductance: 0.5µH Max.  
Operating Temp: -40 to +85° C



RoHS compliant versions are available.  
Specify RoHS compliant product by adding the suffix "RL".

Part Number	Schematic	Turns Ratio PRI : SEC	PRI OCL (mH typ)	Cw/w (pF max)	DCR PRI (Ω max)	Primary Pins
TG02-1505NS	D	1CT:1	1.5	35	0.80	1-3
TG04-1505NS	A	1CT:1CT	1.5	35	0.80	1-3
TG08-1505NS	A	1CT:2CT	1.5	35	0.80	1-3
TG15-1505NS	D	1:2CT	1.5	35	0.80	4-6
TG17-1505NS	C	1:1/1.266	1.5	35	0.70	1-3
TG23-1505NS	C	1:2.42CT	1.5	35	0.80	1-3
TG37-1505NS	C	1:1.14CT	1.5	35	0.80	1-3
TG38-1505NS	D	1:1.15CT	1.5	35	0.80	4-6
TG70-1505NS	C	1:1.36CT	1.5	35	0.80	1-3
TG71-1505NS	C	1:2.3CT	1.5	35	0.80	1-3